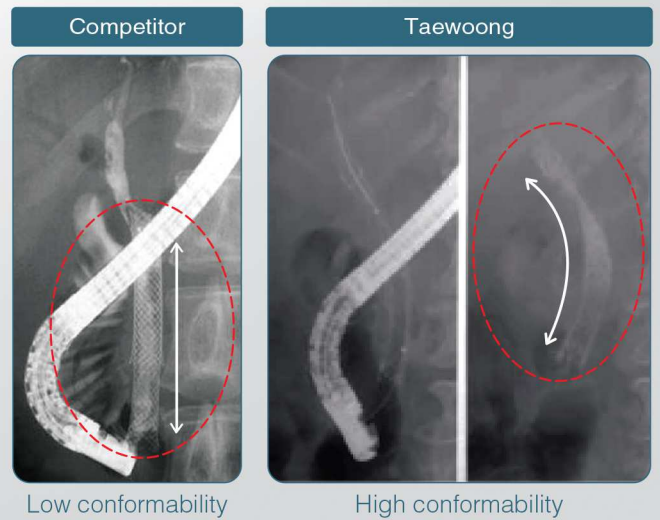
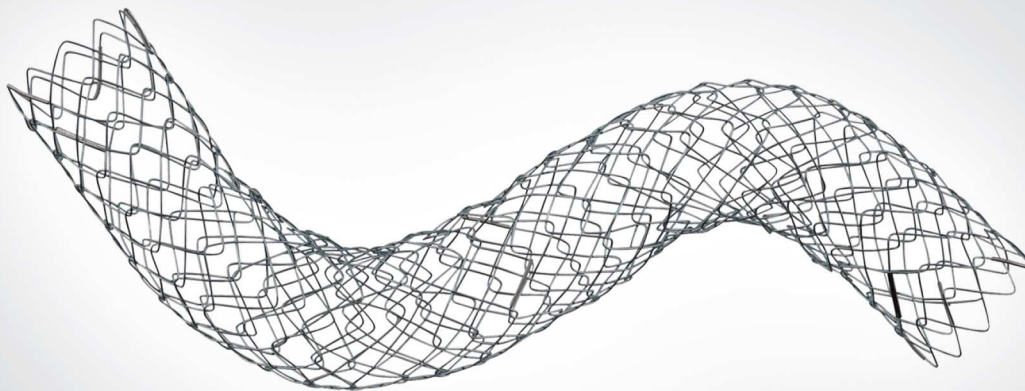
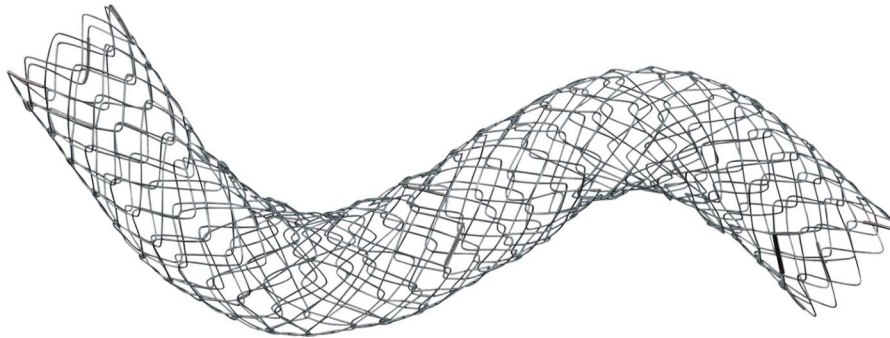


Biliary Stent




Niti-S™ Biliary Stent

for malignant biliary strictures



Features

- Unfixed cell with weaving construction
 - Low foreshortening for accurate positioning
 - Optimal combination of radial and axial force to maintain luminal patency in tortuous anatomy
- Radiopaque marker: 3 (three) at both ends & 2 (two) in the middle



Ordering Information

Endoscopic Approach					Percutaneous Approach				
Code	Stent		Delivery		Code	Stent		Delivery	
	Diameter (mm)	Length (cm)	Profile (fr)	Usable Length (cm)		Diameter (mm)	Length (cm)	Profile (fr)	Usable Length (cm)
BD0604	6	4	8	180	TD0604	6	4	8	50
BD0605		5			TD0605		5		
BD0606		6			TD0606		6		
BD0607		7			TD0607		7		
BD0608		8			TD0608		8		
BD0609		9			TD0609		9		
BD0610		10			TD0610		10		
BD0612		12			TD0612		12		
BD0804		8			4		TD0804		
BD0805	5				TD0805	5			
BD0806	6				TD0806	6			
BD0807	7				TD0807	7			
BD0808	8		TD0808	8					
BD0809	9		TD0809	9					
BD0810	10		TD0810	10					
BD0812	12		TD0812	12					
BD1004	10		4	TD1004	4				
BD1005		5	TD1005	5					
BD1006		6	TD1006	6					
BD1007		7	TD1007	7					
BD1008		8	TD1008	8					
BD1009		9	TD1009	9					
BD1010		10	TD1010	10					
BD1012		12	TD1012	12					

* Available in USA (The sizes marked in blue)

* Short-wire delivery system is available [Coding: BDM**__]

Released Article

* A comparison of the Niti-D biliary uncovered stent and the uncovered Wallstent in malignant biliary obstruction
by Ki Young Yang, MD et al [Gastrointest Endosc. 2009 Jul;70(1):45-51]