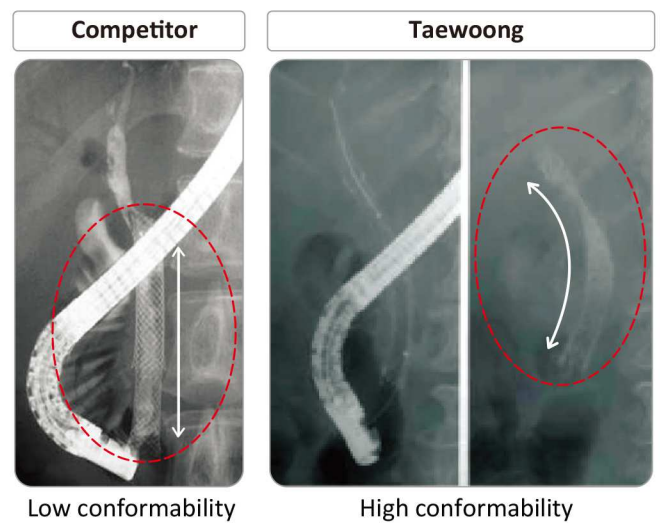
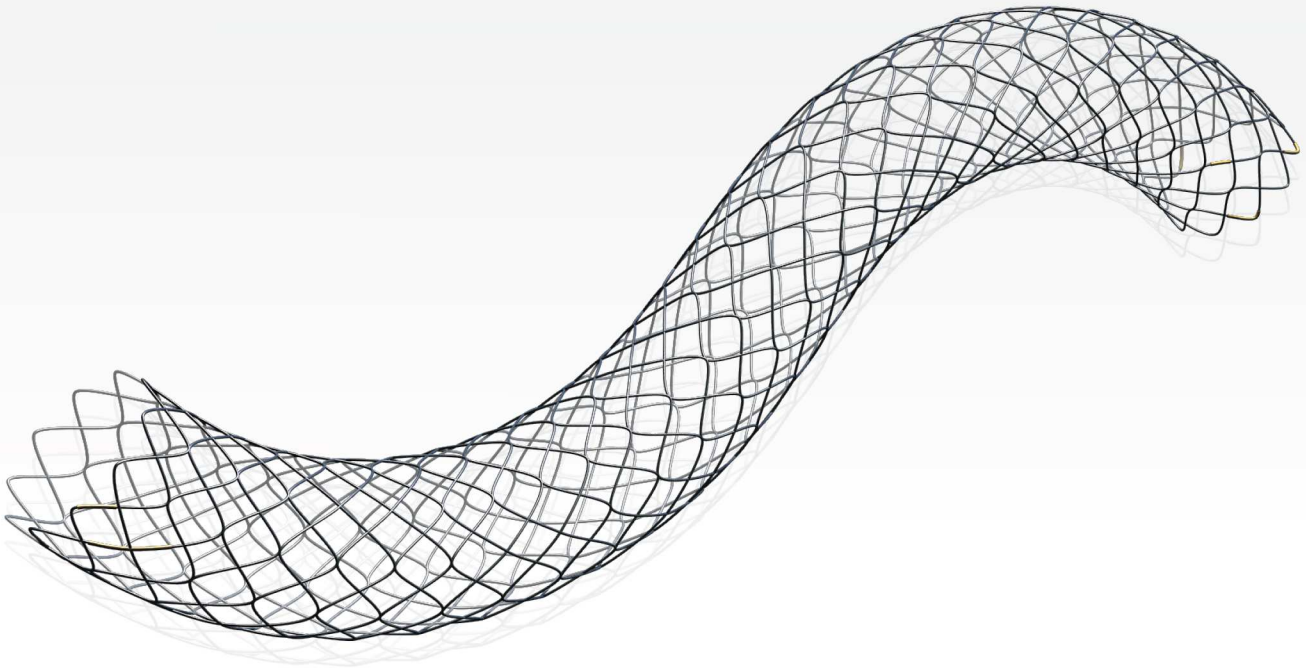



Biliary stent



Taewoong Niti-S™ D Biliary stent for malignant biliary strictures

● Features

- **Unfixed cell with weaving construction**
 - Low foreshortening for accurate positioning
 - Optimal combination of radial and axial force to maintain luminal patency in tortuous anatomy
- **Radiopaque marker** : 3(three) at both ends & 2(two) in the middle



● Ordering Information

*Available in USA (The sizes marked in blue)

Endoscopic Approach					Percutaneous Approach				
Code	Stent		Delivery		Code	Stent		Delivery	
	Diameter (mm)	Length (cm)	Profile (Fr)	Usable Length (cm)		Diameter (mm)	Length (cm)	Profile (Fr)	Usable Length (cm)
BD0604	6	4	8	180	TD0604	6	4	8	50
BD0605		5			TD0605		5		
BD0606		6			TD0606		6		
BD0607		7			TD0607		7		
BD0608		8			TD0608		8		
BD0609		9			TD0609		9		
BD0610		10			TD0610		10		
BD0612		12			TD0612		12		
BD0804	8	4	8	180	TD0804	8	4	8	50
BD0805		5			TD0805		5		
BD0806		6			TD0806		6		
BD0807		7			TD0807		7		
BD0808		8			TD0808		8		
BD0809		9			TD0809		9		
BD0810		10			TD0810		10		
BD0812		12			TD0812		12		
BD1004	10	4	8	180	TD1004	10	4	8	50
BD1005		5			TD1005		5		
BD1006		6			TD1006		6		
BD1007		7			TD1007		7		
BD1008		8			TD1008		8		
BD1009		9			TD1009		9		
BD1010		10			TD1010		10		
BD1012		12			TD1012		12		

Released Article

* *A comparison of the Niti-D biliary uncovered stent and the uncovered Wallstent in malignant biliary obstruction*
Gastrointestinal Endoscopy Vol. 70, No. 1: 2009 Ki Young Yang, MD et al.

